
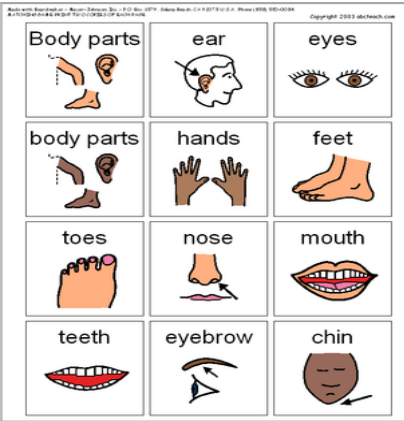









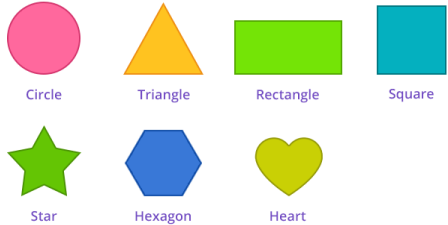
Music Class




2019-2020-1 Term at a Glance



Class #	Class Date	Events/Activities	Notes
1	9/7/2019	<p>Introduction - basic activities:</p> <ul style="list-style-type: none"> Hello song Choice board Musical games Relaxation 	
2	9/14/2019	<p>Theme: Body parts</p>	

3	9/21/2019	Theme: Colours	
4	9/28/2019	Theme: Musical games	
5	10/5/2019	Theme: Creating instruments out of recycled items	
No Class	10/12/2019		Thanksgiving Weekend

6	10/19/2019	Theme: Animals	 <p>VectorStock.com/15084856</p>
7	10/26/2019	Theme: ABC Letters	
8	11/2/2019	Theme: Instruments	 <p>VectorStock.com/1493623</p>
No Class	11/9/2019		Remembrance Day Weekend

9	11/16/19	Theme: Seasons and Weather	
10	11/23/19	Theme: Food + stories	
11	11/30/19	Theme: Ice cream	
12	12/7/19	Theme: Shapes	

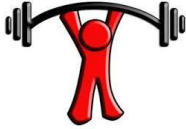







13	12/14/19	Theme: Numbers	
No Class	12/21/19		Christmas Break
No Class	12/28/2019		Christmas Break
14	1/4/2020	Theme: Feelings	
15	1/11/2020	Theme: Sports and games	

16	1/18/2020	Theme: Space	
17	1/25/2020	Theme: Wrap up	

Name:

HOME NOTE

Date:

<p>HEALTH</p>  <p><input type="radio"/> Good <input type="radio"/> Fair <input type="radio"/> Poor</p>	<p>TOOK MEDICATION?</p>  <p><input type="radio"/> Yes <input type="radio"/> No</p>	<p>ATE BREAKFAST /LUNCH?</p>  <p><input type="radio"/> Yes <input type="radio"/> No</p>	<p>SLEEP</p>  <p><input type="radio"/> Good <input type="radio"/> Fair <input type="radio"/> Poor</p>
<p>BROUGHT SNACK</p>  <p><input type="radio"/> Yes <input type="radio"/> No</p>	<p>BROUGHT A CHANGE OF CLOTHES?</p>  <p><input type="radio"/> Yes <input type="radio"/> No</p>	<p>PROBLEM BEHAVIOUR</p>  <p><input type="radio"/> this morning <input type="radio"/> last night <input type="radio"/> none</p>	<p>MOOD</p>  <p><input type="radio"/> Good <input type="radio"/> Fair <input type="radio"/> Poor</p>

COMMENTS:

<p align="center">Activity TIME</p> <p><input type="radio"/> I did _____</p> <p><input type="radio"/> Independently</p> <p><input type="radio"/> with partial prompt</p> <p><input type="radio"/> with full prompt</p>	<p align="center">CIRCLE TIME</p> <p><input type="radio"/> I sat for ___ mins</p> <p><input type="radio"/> I kept my hands to myself</p> <p><input type="radio"/> I waited for the teacher to call me</p> <p><input type="radio"/> I sat quietly</p>	<p align="center">PLAY TIME</p> <p><input type="radio"/> shared toys</p> <p><input type="radio"/> initiated play</p> <p><input type="radio"/> needed few prompts to stay on task</p> <p><input type="radio"/> favorite toy: _____</p>	<p align="center">GROUP TIME</p> <p><input type="radio"/> waited my turn</p> <p><input type="radio"/> followed the teacher</p> <p><input type="radio"/> imitated actions</p> <p><input type="radio"/> initiated actions</p> <p><input type="radio"/> stayed with the group for the entire time</p>
<p align="center">SNACK</p> <p><input type="radio"/> I asked in full sentences</p> <p><input type="radio"/> I needed visual cues</p> <p><input type="radio"/> I sat through snack time</p> <p><input type="radio"/> I talked to a peer</p> <p><input type="radio"/> I checked on my peer</p>	<p align="center">TRANSITIONS</p> <p><input type="radio"/> I lined up</p> <p><input type="radio"/> I walked nicely</p> <p><input type="radio"/> independently</p> <p><input type="radio"/> with full/partial pr.</p> <p><input type="radio"/> challenging behaviour</p>	<p align="center">BEHAVIOUR</p> <p><input type="radio"/> I had a great day</p> <p><input type="radio"/> I had 1 meltdown</p> <p><input type="radio"/> I had 2 meltdowns</p> <p><input type="radio"/> I had 3 meltdowns</p> <p><input type="radio"/> I was anxious today</p>	<p align="center">MY COMMUNICATION</p> <p><input type="radio"/> requested frequently</p> <p><input type="radio"/> responded to others well</p> <p><input type="radio"/> commented on one activity</p> <p><input type="radio"/> good eye-contact</p>
<p align="center">ADDITIONAL INFORMATION</p> <p><input type="radio"/> high anxiety today</p> <p><input type="radio"/> calm today</p> <p><input type="radio"/> happy today</p> <p><input type="radio"/> hyper today</p> <p><input type="radio"/> slow today</p>	<p align="center">SUCCESSSES & CHALLENGES</p>		




Staff Initials:





Name:



CLASS NOTE

Date:



Music Class - Lesson Plan




<u>Class:</u>		<u>Date:</u>		<u>Staff:</u>
#17		January 25, 2020		
Choice Board Songs: "the planet song" https://www.youtube.com/watch?v=PCxjuDePdCI				<u>Learners</u>
Special Notes:				
Block	Time	Schedule	Activities	Behavioural Objectives for the Learners
0	12:45-1:00 pm (15 min)	Arrival 	<p>Staff Task</p> <ul style="list-style-type: none"> Review lesson plan and any relevant docs for the class (docs attached to the Lesson Plan card on the Trello board) Prepare group schedule (visual schedule) Token board/ group rule visuals ready Set up a hands-on activity on the table Prepare "Home and Class Notes" for parents to fill out Prepare any materials/supplies for the scheduled activities (circle time, free play, group activity) 	NA
1	1:00-1:15 pm (15 min)	Activity 	<ul style="list-style-type: none"> Learners will get white paper plates with paint and will decorate the plates like planets. Paper plates will be glued on a black paper.  <p style="font-size: small; text-align: center;">© Kate Morris ArtTeacherAdventures.blogspot.com</p>	<ul style="list-style-type: none"> Settles in Follows group rules Stays with the group




2	1:15-1:30 pm (10 min)	<p>Circle Time 1</p> 	<ul style="list-style-type: none"> • Attendance • Review the group rules • Go over the class schedule • Learners will sing the “welcome song”. • Learners will take turns saying their names and waving “hello” to others while listening to one another. • The theme song: “The Planet Song” Will be played. https://www.youtube.com/watch?v=PCxjuDePdCI • Different planets will be hanging near the sitting area and kids will be pointing at them when seeing the planet from the song. 	<ul style="list-style-type: none"> • Follows group rules • Stays with the group • Follows group instructions • Participate in group activities • Listens to others and waits for turns
3	1:25-1:35 pm (10 min)	<p>Free Play</p> 	<ul style="list-style-type: none"> • Learners will be given time to go out and play in the hall with toys they choose. 	<ul style="list-style-type: none"> • Follows group rules • Stays with the group • Reference others
4	1:35-1:55 pm (20 min)	<p>Movement Activity</p> 	<ul style="list-style-type: none"> • The dance of the planets - learners will each hold a planet. Noa will be the sun, and they will go around the sun. When Noa will say freeze, the learners will freeze, then continue. • Learners will get a chance to pick instruments (1-3 rounds) and play together. 	<ul style="list-style-type: none"> • Follows group rules • Follows group instructions • Participates in group activities • Plays group games with peers • References others • Imitates peers
5	1:55-2:15pm (20 min)	<p>Snack Time</p> 	<ul style="list-style-type: none"> • Snack time routine – lines up for washing hands, go get snack bag, eat, put snack bag away • Learners will sit together at a table 	<ul style="list-style-type: none"> • Follows group instructions • Waits for turns • Stays with the Group • Participate in group activities

6	2:15-2:25 pm	<p>Circle Time</p>  <p>2</p>	<ul style="list-style-type: none"> Song choice board - new and old songs. 	<ul style="list-style-type: none"> Follows group rules Stays with the group Follows group instructions Participates in group activities Listens to others and waits for turns
	(10 min)			
7	2:25-2:30 pm	<p>Dismissal</p> 	<ul style="list-style-type: none"> Learners will each get a small surprise gift from Noa Learners will line up in front of the door Learners place a token to the token board on exit Dismiss one learner at a time 	<ul style="list-style-type: none"> Follows group rules
	(5 min)			
X	2:30-2:45 pm	<p>Clean Up</p>	<p>Staff Task</p> <ul style="list-style-type: none"> Put all the materials (toys/visuals/any supplies used) back Clean up the room Complete Performance Rating report for each learner Complete “Home and Class Notes” Staff meeting and communication 	NA


Music Class - Lesson Plan





<u>Class:</u> #15		<u>Date:</u> January 11, 2020		<u>Staff:</u>
Circle Time Songs: https://www.youtube.com/watch?v=WCYTIVF-djw				<u>Learners</u>
Sports song				
<u>Special Notes:</u>				
Block	Time	Schedule	Activities	Behavioural Objectives for the Learners
0	12:45-1:00 pm (15 min)	Arrival 	Staff Task <ul style="list-style-type: none"> Review lesson plan and any relevant docs for the class (docs attached to the Lesson Plan card on the Trello board) Prepare group schedule (visual schedule) Token board/ group rule visuals ready Set up a hands-on activity on the table Prepare “Home and Class Notes” for parents to fill out Prepare any materials/supplies for the scheduled activities (circle time, free play, group activity) 	NA
1	1:00-1:15 pm (15 min)	Activity 	<ul style="list-style-type: none"> Learners will get small pieces of colourful Fimo clay (Noa is bringing from home). Learners will look at an example of how to create little colourful balls. Instructions for baking the balls in the oven will be given to parents. Learners will create up to 2 medium size balls or up to 4 small ones. They will pick different colours, mix them together and make a shape of a ball. When done, we will place the balls of each child in a separate cup and give it to the parents with the paper of the instructions. 	<ul style="list-style-type: none"> Settles in Follows group rules Stays with the group
2	1:15-1:30 pm	Circle Time 1	<ul style="list-style-type: none"> Attendance Review the group rules 	<ul style="list-style-type: none"> Follows group rules




	(10 min)		<ul style="list-style-type: none"> • Go over the class schedule • Learners will sing the “welcome song”. • Learners will take turns saying their names and waving “hello” to others while listening to one another. • The theme song: “Do you like sports”? Will be played. • Movements for the song: When seeing a basketball, the learners will copy Noa with tapping with the palm of their hands on the floor as if they were dribbling the ball. • When seeing a soccer ball, learners will move their legs, as if they were kicking a ball. • When seeing a tennis ball, learners will make a movement with their hands as if they were holding a bat and hitting the ball. • When seeing a baseball, learners will make a movement with their palm as if they were catching a ball. 	<ul style="list-style-type: none"> • Stays with the group • Follows group instructions • Participate in group activities • Listens to others and waits for turns
3	1:25-1:35 pm (10 min)	<p>Free Play</p> 	<ul style="list-style-type: none"> • Different toys will be presented on the tables. Learners can engage with some free play time. 	<ul style="list-style-type: none"> • Follows group rules • Stays with the group • Reference others
4	1:35-1:55 pm (20 min)	<p>Movement Activity</p> 	<ul style="list-style-type: none"> • Learners will be getting different kinds of balls. We will kick them to each other first, then throw them. • Learners will play bowling - rolling a ball and hitting as many standing bottles as possible. 	<ul style="list-style-type: none"> • Follows group rules • Follows group instructions • Participates in group activities • Plays group games with peers • References others • Imitates peers

5	1:55-2:15pm (20 min)	Snack Time 	<ul style="list-style-type: none"> • Snack time routine – lines up for washing hands, go get snack bag, eat, put snack bag away • Learners will sit together at a table 	<ul style="list-style-type: none"> • Follows group instructions • Waits for turns • Stays with the Group • Participate in group activities
6	2:15-2:25 pm (10 min)	Circle Time 2 	<ul style="list-style-type: none"> • Music choice board round- “Do you like sports”? • Present all the songs that were taught through the term. 	<ul style="list-style-type: none"> • Follows group rules • Stays with the group • Follows group instructions • Participates in group activities • Listens to others and waits for turns
7	2:25-2:30 pm (5 min)	Dismissal 	<ul style="list-style-type: none"> • Learners will line up in front of the door • Dismiss one learner at a time 	<ul style="list-style-type: none"> • Follows group rules
X	2:30-2:45 pm	Clean Up	Staff Task <ul style="list-style-type: none"> • Put all the materials (toys/visuals/any supplies used) back • Clean up the room • Complete Performance Rating report for each learner • Complete “Home and Class Notes” • Staff meeting and communication 	NA



Music Class - Lesson Plan





<u>Class:</u>		<u>Date:</u>		<u>Staff:</u>
#13		December 14, 2019		
<u>Choice Board Songs:</u> Ice Cream - new song + a few of the new songs from the previous weeks.				<u>Learners</u>
<u>Special Notes:</u> Theme: ice cream				
Block	Time	Schedule	Activities	Behavioural Objectives for the Learners
0	12:45-1:00 pm (15 min)	Arrival 	Staff Task <ul style="list-style-type: none"> Review lesson plan and any relevant docs for the class (docs attached to the Lesson Plan card on the Trello board) Prepare group schedule (visual schedule) Token board/ group rule visuals ready Set up a hands-on activity on the table Prepare "Home and Class Notes" for parents to fill out Prepare any materials/supplies for the scheduled activities (circle time, free play, group activity) 	NA
1	1:00-1:15 pm	Activity	<ul style="list-style-type: none"> Ice cream activity - Learners will get a brown cone (made from the inside of a toilet paper) and 	<ul style="list-style-type: none"> Settles in Follows group rules



	(15 min)		<p>different colours of cupcake papers for the flavours of the ice cream.</p> <ul style="list-style-type: none"> Learners will glue everything together, add stickers and colour the ice cream. 	<ul style="list-style-type: none"> Stays with the group
2	1:15-1:30 pm (10 min)	<p>Circle Time 1</p> 	<ul style="list-style-type: none"> Attendance Review the group rules Go over the class schedule Learners will sing the “welcome song”. Learners will take turns saying their names and waving “hello” to others while listening to one another. (Make up one :) They are used to answer the question “what’s your name” in the song. Ice cream song: https://www.youtube.com/watch?v=eHiLjdR6des Props - ice cream parlour Learners will match the ice cream to their identical picture. 	<ul style="list-style-type: none"> Follows group rules Stays with the group Follows group instructions Participate in group activities Listens to others and waits for turns
3	1:25-1:35 pm (10 min)	<p>Free Play</p> 	<ul style="list-style-type: none"> Ice cream shop - pretend play Learners will take turns in requesting ice-cream from a shop (I will be giving the “ice-cream” and if we see that it works well, they can also “sell” it). Learners will be asked to say the colour or flavour they want for their ice-cream. If there’s extra time, learners will be able to play in the kitchen area or draw. 	<ul style="list-style-type: none"> Follows group rules Stays with the group Reference others
4	1:35-1:55 pm (20 min)	<p>Movement Activity</p> 	<ul style="list-style-type: none"> What Time Is It, Mr Wolf? Musical chairs Freeze dance - learners will be presented with the AVAILABLE ONLY instruments on the “instrument choice board”. They can switch up to 3 times. Say 	<ul style="list-style-type: none"> Follows group rules Follows group instructions Participates in group activities

			<p>“go” to start dancing and playing and “freeze” for stopping.</p>	<ul style="list-style-type: none"> Plays group games with peers References others Imitates peers
5	<p>1:55-2:15pm (20 min)</p>	<p>Snack Time</p> 	<ul style="list-style-type: none"> Snack time routine – lines up for washing hands, go get snack bag, eat, put snack bag away Learners will sit together at a table 	<ul style="list-style-type: none"> Follows group instructions Waits for turns Stays with the Group Participate in group activities
6	<p>2:15-2:25 pm (10 min)</p>	<p>Circle Time 2</p> 	<ul style="list-style-type: none"> Music choice board - “Ice Cream” - New song. Present all the new songs from the past little while. 	<ul style="list-style-type: none"> Follows group rules Stays with the group Follows group instructions Participates in group activities Listens to others and waits for turns
7	<p>2:25-2:30 pm (5 min)</p>	<p>Dismissal</p> 	<ul style="list-style-type: none"> Learners will line up in front of the door Learners place a token to the token board on exit Dismiss one learner at a time 	<ul style="list-style-type: none"> Follows group rules
X	<p>2:30-2:45 pm</p>	<p>Clean Up</p>	<p>Staff Task</p> <ul style="list-style-type: none"> Put all the materials (toys/visuals/any supplies used) back Clean up the room Complete Performance Rating report for each learner Complete “Home and Class Notes” Staff meeting and communication 	<p>NA</p>



Music Class - Lesson Plan





<u>Class:</u>		#11	<u>Date:</u>	November 30, 2019	<u>Staff:</u>
<u>Choice Board Songs:</u> Numbers, head and shoulders, bingo, ABC (any song that we can count things in it).					<u>Learners</u>
<u>Special Notes:</u> Theme: Numbers					
Block	Time	Schedule	Activities	Behavioural Objectives for the Learners	
0	12:45-1:00 pm (15 min)	Arrival 	<p>Staff Task</p> <ul style="list-style-type: none"> Review lesson plan and any relevant docs for the class (docs attached to the Lesson Plan card on the Trello board) Prepare group schedule (visual schedule) Token board/ group rule visuals ready Set up a hands-on activity on the table Prepare “Home and Class Notes” for parents to fill out Prepare any materials/supplies for the scheduled activities (circle time, free play, group activity) 	NA	
1	1:00-1:15 pm (15 min)	Activity 	<ul style="list-style-type: none"> Learners will be given paint and a paper where they will need to put their finger in the paint and make as many dots as the number says. In case someone doesn't want to engage with the colouring with the finger, they would be able to do it with a brush or to complete a different activity with numbers and colours. 	<ul style="list-style-type: none"> Settles in Follows group rules Stays with the group 	
2	1:15-1:30 pm	Circle Time 1	<ul style="list-style-type: none"> Attendance Review the group rules 	<ul style="list-style-type: none"> Follows group rules 	



	(10 min)		<ul style="list-style-type: none"> • Go over the class schedule • Learners will sing the “welcome song”. • Learners will take turns saying their names and waving “hello” to others while listening to one another. • “Number” Song with actions and activities 	<ul style="list-style-type: none"> • Stays with the group • Follows group instructions • Participate in group activities • Listens to others and waits for turns
3	1:25-1:35 pm (10 min)	Free Play 	<ul style="list-style-type: none"> • Bells in different colours will be displayed on the table. Each learner will get a bell and a sticker with a number. When I say their name, they will play in their bell based on the number. (For example, if WT gets the yellow bell with the number 3, in his turn, he rings the bell 3 times). Together we will play “Jingle Bells”. 	<ul style="list-style-type: none"> • Follows group rules • Stays with the group • Reference others
4	1:35-1:55 pm (20 min)	Movement Activity 	<ul style="list-style-type: none"> • What Time Is It, Mr. Wolf? 	<ul style="list-style-type: none"> • Follows group rules • Follows group instructions • Participates in group activities • Plays group games with peers • References others • Imitates peers
5	1:55-2:15pm (20 min)	Snack Time 	<ul style="list-style-type: none"> • Snack time routine – lines up for washing hands, go get snack bag, eat, put snack bag away • Learners will sit together at a table 	<ul style="list-style-type: none"> • Follows group instructions • Waits for turns • Stays with the Group

				<ul style="list-style-type: none"> Participate in group activities
6	2:15- 2:25 pm (10 min)	Circle Time 2 	<ul style="list-style-type: none"> Music choice board - "Numbers" - New song. Each learner will choose one song (2 minutes each). 	<ul style="list-style-type: none"> Follows group rules Stays with the group Follows group instructions Participates in group activities Listens to others and waits for turns
7	2:25- 2:30 pm (5 min)	Dismissal 	<ul style="list-style-type: none"> Learners will line up in front of the door Learners place a token to the token board on exit Dismiss one learner at a time 	<ul style="list-style-type: none"> Follows group rules
X	2:30- 2:45 pm	Clean Up	Staff Task <ul style="list-style-type: none"> Put all the materials (toys/visuals/any supplies used) back Clean up the room Complete Performance Rating report for each learner Complete "Home and Class Notes" Staff meeting and communication 	NA



Music Class - Lesson Plan






<u>Class:</u> food		<u>Date:</u> October 19, 2019		<u>Staff:</u>
#6				
<u>Choice Board Songs:</u> Pizza, cookie, I have a pet, bingo and the instrument song.				<u>Learners</u>
<u>Special Notes:</u> Prepare an Activity that is reinforcing (learners would want to do/play) to prepare them for the circle time Introduce different songs on the Song Choice Board each week				
Block	Time	Schedule	Activities	Behavioural Objectives for the Learners
0	12:45-1:00 pm (15 min)	Arrival 	Staff Task <ul style="list-style-type: none"> Review lesson plan and any relevant docs for the class (docs attached to the Lesson Plan card on the Trello board) Prepare group schedule (visual schedule) Token board/ group rule visuals ready Set up a hands-on activity on the table Prepare "Home and Class Notes" for parents to fill out Prepare any materials/supplies for the scheduled activities (circle time, free play, group activity) 	NA
1	1:00-1:15 pm (15 min)	Activity 	<ul style="list-style-type: none"> Learners will find on the table 4 whole pizzas on a paper (a photo), and 4 different toppings (pepperoni, pineapple, olives and mushrooms). Learners will glue their favourite toppings on their pizza. 	<ul style="list-style-type: none"> Settles in Follows group rules Stays with the group +5 min clean up and transition

2	1:20-1:30 pm (10 min)	<p>Circle Time 1</p> 	<ul style="list-style-type: none"> • Attendance • Go over the class schedule • Learners will sing the “welcome song”. • Learners will take turns saying their names and waving “hello” to others while listening to one another. • Learner will listen to the pizza song on the iPad. • The song will be followed by visuals. 	<ul style="list-style-type: none"> • Follows group rules • Stays with the group • Follows group instructions • Participate in group activities • Listens to others and waits for turns
3	1:25-1:35 pm (10 min)	<p>Free Play</p> 	<ul style="list-style-type: none"> • Different instruments will be presented in the room. • Freeze dance • Musical chairs 	<ul style="list-style-type: none"> • Follows group rules • Stays with the group • Reference others
4	1:35-1:55 pm (20 min)	<p>Group Activity</p> 	<ul style="list-style-type: none"> • Learners will sit in a circle. • Each learner will get a paper that says “fruits and vegetables”. • Learners will be introduced to 4 vegetables and 4 fruits. • While being introduced, the learner will have to say if it is a fruit or a vegetable. • They will be able to request an item and eat it. • Learners move to the table. • Learners will get a paper with a table that differentiates between fruits and vegetables. • Learners will glue the vegetables and fruits in the correct section. 	<ul style="list-style-type: none"> • Follows group rules • Follows group instructions • Participates in group activities • Plays group games with peers • References others • Imitates peers
5	1:55-2:15pm (20 min)	<p>Snack Time</p> 	<ul style="list-style-type: none"> • Snack time routine – lines up for washing hands, go get snack bag, eat, put snack bag away • Learners will sit together at a table 	<ul style="list-style-type: none"> • Follows group instructions • Waits for turns • Stays with the Group


				<ul style="list-style-type: none"> Participate in group activities
6	2:15-2:25 pm (10 min)	Circle Time 2 	<ul style="list-style-type: none"> Song choice board - pizza, cookie, I have a pet, bingo and the instrument song. Based on time 1-3 learners will pick a song. 	<ul style="list-style-type: none"> Follows group rules Stays with the group Follows group instructions Participates in group activities Listens to others and waits for turns
7	2:25-2:30 pm (5 min)	Dismissal 	<ul style="list-style-type: none"> Learners will line up in front of the door Learners place a token to the token board on exit Dismiss one learner at a time 	<ul style="list-style-type: none"> Follows group rules
X	2:30-2:45 pm	Clean Up	Staff Task <ul style="list-style-type: none"> Put all the materials (toys/visuals/any supplies used) back Clean up the room Complete Performance Rating report for each learner Complete "Home and Class Notes" Staff meeting and communication 	NA

Music Class - Lesson Plan



<u>Class:</u> #9		<u>Date:</u> November 16, 2019		<u>Staff:</u>
<u>Choice Board Songs:</u> https://www.youtube.com/watch?v=lijs2kTZIFs Four Seasons				<u>Learners</u>
<u>Special Notes:</u> Theme: Seasons and Weather Vivaldi - Four seasons https://www.youtube.com/watch?v=O-hXvKoXn3M				
Block	Time	Schedule	Activities	Behavioural Objectives for the Learners
0	12:45-1:00 pm (15 min)	Arrival 	Staff Task <ul style="list-style-type: none"> Review lesson plan and any relevant docs for the class (docs attached to the Lesson Plan card on the Trello board) Prepare group schedule (visual schedule) Token board/ group rule visuals ready Set up a hands-on activity on the table Prepare "Home and Class Notes" for parents to fill out Prepare any materials/supplies for the scheduled activities (circle time, free play, group activity) 	NA
1	1:00-1:15 pm (15 min)	Activity 	<ul style="list-style-type: none"> Season's sorting - learners will be given pages with pictures of the seasons, and will need to glue different pictures that match each season. Fall shaker - learners will get bottles and will be able to fill them up with fall objects. 	<ul style="list-style-type: none"> Settles in Follows group rules Stays with the group
2	1:15-1:30 pm	Circle Time 1	<ul style="list-style-type: none"> Attendance Review the group rules 	<ul style="list-style-type: none"> Follows group rules





	(10 min)		<ul style="list-style-type: none"> • Go over the class schedule • Learners will sing the “welcome song”. • Learners will take turns saying their names and waving “hello” to others while listening to one another. • Noa’s choice song - 4 seasons (iPad) • Songs with actions and activities (objects for sorting) 	<ul style="list-style-type: none"> • Stays with the group • Follows group instructions • Participate in group activities • Listens to others and waits for turns
3	1:25-1:35 pm (10 min)	Free Play 	<ul style="list-style-type: none"> • Books • Toys • Instruments • Colouring sheets 	<ul style="list-style-type: none"> • Follows group rules • Stays with the group • Reference others
4	1:35-1:55 pm (20 min)	Group Activity 	<ul style="list-style-type: none"> • Freeze dance - 4 Seasons/Vivaldi (Say: fall, winter, spring, summer). • Parashoot with colourful leaves • Instructions: Storm/hurricane/typhoon (i.e., strong shake), wind/breeze (i.e., gentle shake). 	<ul style="list-style-type: none"> • Follows group rules • Follows group instructions • Participates in group activities • Plays group games with peers • References others • Imitates peers
5	1:55-2:15pm (20 min)	Snack Time 	<ul style="list-style-type: none"> • Snack time routine – lines up for washing hands, go get snack bag, eat, put snack bag away • Learners will sit together at a table 	<ul style="list-style-type: none"> • Follows group instructions • Waits for turns • Stays with the Group • Participate in group activities
6	2:15-2:25 pm	Circle Time 2 	<ul style="list-style-type: none"> • Music choice board (1-2 kids and rotate) • Seasons song + 3 more options 	<ul style="list-style-type: none"> • Follows group rules







	(10 min)			<ul style="list-style-type: none"> • Stays with the group • Follows group instructions • Participates in group activities • Listens to others and waits for turns
7	2:25-2:30 pm (5 min)	Dismissal 	<ul style="list-style-type: none"> • Learners will line up in front of the door • Learners place a token to the token board on exit • Dismiss one learner at a time 	<ul style="list-style-type: none"> • Follows group rules
X	2:30-2:45 pm	Clean Up	<p>Staff Task</p> <ul style="list-style-type: none"> • Put all the materials (toys/visuals/any supplies used) back • Clean up the room • Complete Performance Rating report for each learner • Complete “Home and Class Notes” • Staff meeting and communication 	NA

Music Class - Lesson Plan



<u>Class:</u> #8		<u>Date:</u> November 2nd, 2019		<u>Staff:</u>
<u>Choice Board Songs:</u> Who took the cookie from the cookie jar, I have a pet, ABC song, A is for apple, 5 little pumpkins, Open shut them, Head and shoulders, Bingo, Hallelujah, I love you, Twinkle twinkle, The instrument song *new*				<u>Learners</u>
<u>Special Notes:</u> Prepare an Activity that is reinforcing (learners would want to do/play) to prepare them for the circle time Introduce different songs on the Song Choice Board each week				
Block	Time	Schedule	Activities	Behavioural Objectives for the Learners
0	12:45-1:00 pm (15 min)	Arrival 	Staff Task <ul style="list-style-type: none"> Review lesson plan and any relevant docs for the class (docs attached to the Lesson Plan card on the Trello board) Prepare group schedule (visual schedule) Token board/ group rule visuals ready Set up a hands-on activity on the table Prepare "Home and Class Notes" for parents to fill out Prepare any materials/supplies for the scheduled activities (circle time, free play, group activity) 	NA
1	1:00-1:15 pm (15 min)	Activity 	<ul style="list-style-type: none"> Decorating musical notes Learners will choose a tangible reinforcer from the reinforcement box prior to starting the decoration activity. 	<ul style="list-style-type: none"> Settles in Follows group rules Stays with the group





2	1:15-1:30 pm (10 min)	<p>Circle Time 1</p> 	<ul style="list-style-type: none"> • Attendance • Review the group rules • Go over the class schedule • Learners will sing the “welcome song”. • Learners will take turns saying their names and waving “hello” to others while listening to one another with a guitar! • The instrument song on YouTube + holding cards 	<ul style="list-style-type: none"> • Follows group rules • Stays with the group • Follows group instructions • Participate in group activities • Listens to others and waits for turns
3	1:25-1:35 pm (10 min)	<p>Free Play</p> 	<ul style="list-style-type: none"> • Music choice board - learner choice • Songs with actions and activities 	<ul style="list-style-type: none"> • Follows group rules • Stays with the group • Reference others
4	1:35-1:55 pm (20 min)	<p>Group Activity</p> 	<ul style="list-style-type: none"> • Xylophone decoration with sticks, glue and felt and colourful paper. 	<ul style="list-style-type: none"> • Follows group rules • Follows group instructions • Participates in group activities • Plays group games with peers • References others • Imitates peers



				
5	1:55-2:15pm (20 min)	<p>Snack Time</p> 	<ul style="list-style-type: none"> • Snack time routine – lines up for washing hands, go get snack bag, eat, put snack bag away • Learners will sit together at a table 	<ul style="list-style-type: none"> • Follows group instructions • Waits for turns • Stays with the Group • Participate in group activities
6	2:15-2:25 pm (10 min)	<p>Circle Time 2</p> 	<ul style="list-style-type: none"> • Music choice board: The instrument song *new* (holding cards of instruments and repeating each name), Who took the cookie from the cookie jar (one holds the jar with cookies), I have a pet (finger puppets), ABC song (letters), A is for apple (letters), 5 little pumpkins (decorating a felt pumpkin), Open shut them, Head and shoulders, Bingo, Hallelujah, I love you, Twinkle twinkle 	<ul style="list-style-type: none"> • Follows group rules • Stays with the group • Follows group instructions • Participates in group activities • Listens to others and waits for turns

7	2:25- 2:30 pm (5 min)	Dismissal 	<ul style="list-style-type: none"> • Learners will line up in front of the door • Learners place a token to the token board on exit • Dismiss one learner at a time 	<ul style="list-style-type: none"> • Follows group rules
X	2:30- 2:45 pm	Clean Up	<p>Staff Task</p> <ul style="list-style-type: none"> • Put all the materials (toys/visuals/any supplies used) back • Clean up the room • Complete Performance Rating report for each learner • Complete “Home and Class Notes” • Staff meeting and communication 	NA


Music Class - Lesson Plan





<u>Class:</u>		#7	<u>Date:</u>	October 26, 2019	<u>Staff:</u>
<u>Theme:</u> ABC letters					<u>Learners</u>
<u>Choice Board Songs:</u> ABC (regular), ABC (new), BINGO and the songs from last week (animals)					
<u>Special Notes:</u>					
Block	Time	Schedule	Activities	Behavioural Objectives for the Learners	
0	12:45-1:00 pm (15 min)	Arrival 	Staff Task <ul style="list-style-type: none"> Review lesson plan and any relevant docs for the class (docs attached to the Lesson Plan card on the Trello board) Prepare group schedule (visual schedule) Token board/ group rule visuals ready Set up a hands-on activity on the table Prepare “Home and Class Notes” for parents to fill out Prepare any materials/supplies for the scheduled activities (circle time, free play, group activity) 	NA	
1	1:00-1:15 pm (15 min)	Activity 	<ul style="list-style-type: none"> Music themed activity/Hands-on type play choice Learners will be presented with a “letter search”. Learners will also be presented with pianos made from paper and will be able to decorate them with stickers and colours. 	<ul style="list-style-type: none"> Settles in Follows group rules Stays with the group 	
2	1:15-1:30 pm (10 min)	Circle Time 1	<ul style="list-style-type: none"> Attendance Review the group rules Go over the class schedule 	<ul style="list-style-type: none"> Follows group rules 	




			<ul style="list-style-type: none"> Learners will sing the “welcome song”. Learners will take turns saying their names and waving “hello” to others while listening to one another. ABC song with cards and objects 	<ul style="list-style-type: none"> Stays with the group Follows group instructions Participate in group activities Listens to others and waits for turns
3	1:25-1:45 pm (20 min)	<p>Free Play</p> 	<ul style="list-style-type: none"> Instrument choice board Learners will listen to music, choose instruments, walk and play around the room, listening to instructions, such as “Freeze” and “go”. 	<ul style="list-style-type: none"> Follows group rules Stays with the group Reference others
4	1:35-1:55 pm (20 min)	<p>Group Activity</p> 	<ul style="list-style-type: none"> Movement Activity - Hokey Pokey Learners will listen to the song, learn movements and do it together in a circle. 	<ul style="list-style-type: none"> Follows group rules Follows group instructions Participates in group activities Plays group games with peers References others Imitates peers
5	1:55-2:15pm (20 min)	<p>Snack Time</p> 	<ul style="list-style-type: none"> Snack time routine – lines up for washing hands, go get snack bag, eat, put snack bag away Learners will sit together at a table 	<ul style="list-style-type: none"> Follows group instructions Waits for turns Stays with the Group Participate in group activities
6	2:15-2:25 pm		<ul style="list-style-type: none"> Music choice board - learner choice Songs with actions, props and activities 	<ul style="list-style-type: none"> Follows group rules

	(10 min)	<p>Circle Time</p>  <p>2</p>	<p>Options: ABC (regular), ABC (new), BINGO and the songs from last week (animals)</p> <p>Props - learners will get to hold the letters and will be asked to put it up in the air when they hear the letter they are holding.</p>	<ul style="list-style-type: none"> • Stays with the group • Follows group instructions • Participates in group activities • Listens to others and waits for turns
7	<p>2:25-2:30 pm</p> <p>(5 min)</p>	<p>Dismissal</p> 	<ul style="list-style-type: none"> • Learners will line up in front of the door • Learners place a token to the token board on exit • Dismiss one learner at a time 	<ul style="list-style-type: none"> • Follows group rules
X	2:30-2:45 pm	Clean Up	<p>Staff Task</p> <ul style="list-style-type: none"> • Put all the materials (toys/visuals/any supplies used) back • Clean up the room • Complete Performance Rating report for each learner • Complete “Home and Class Notes” • Staff meeting and communication 	NA




Music Class - Lesson Plan






<u>Class:</u> #6		<u>Date:</u> October 19, 2019		<u>Staff:</u>
<u>Choice Board Songs:</u> Old Macdonald 5 little monkeys I have a pet https://www.youtube.com/watch?v=pWepfJ-8XU0 Mary had a little lamb https://www.youtube.com/watch?v=YE7PiTwhTQk Who took the cookie from the cookie jar? https://www.youtube.com/watch?v=OzKY5YHnOTg				<u>Learners</u>
<u>Special Notes:</u> Prepare an Activity that is reinforcing (learners would want to do/play) to prepare them for the circle time Introduce different songs on the Song Choice Board each week (switch and rotate)				
Block	Time	Schedule	Activities	Behavioural Objectives for the Learners
0	12:45-1:00 pm (15 min)	Arrival 	Staff Task <ul style="list-style-type: none"> Review lesson plan and any relevant docs for the class (docs attached to the Lesson Plan card on the Trello board) Prepare group schedule (visual schedule) Token board/ group rule visuals ready Set up a hands-on activity on the table Prepare "Home and Class Notes" for parents to fill out Prepare materials/supplies for the scheduled activities (circle time, free play, group activity) 	NA
1	1:00-1:15 pm	Activity		<ul style="list-style-type: none"> Settles in Follows group rules

	(15 min)		<ul style="list-style-type: none"> • Colouring pages of animals playing music will be presented for the learners to come, pick one and colour. 	<ul style="list-style-type: none"> • Stays with the group
2	1:15-1:30 pm (10 min)	Circle Time 1 	<ul style="list-style-type: none"> • Attendance • Review the group rules • Go over the class schedule • Learners will sing the “welcome song”. • Learners will take turns saying their names and waving “hello” to others while listening to one another. • “Animals” song, presentation of animals. 	<ul style="list-style-type: none"> • Follows group rules • Stays with the group • Follows group instructions • Participate in group activities • Listens to others and waits for turns
3	1:25-1:35 pm (10 min)	Free Play 	<ul style="list-style-type: none"> • Musical chairs 	<ul style="list-style-type: none"> • Follows group rules • Stays with the group • Reference others
4	1:35-1:55 pm (20 min)	Group Activity 	<ul style="list-style-type: none"> • Music choice board - animal themed <p>Old Macdonald 5 little monkeys I have a pet Animals Mary had a little lamb Who took the cookie from the cookie jar?</p>	<ul style="list-style-type: none"> • Follows group rules • Follows group instructions • Participates in group activities • Plays group games with peers • References others • Imitates peers
5	1:55-2:15pm	Snack Time	<ul style="list-style-type: none"> • Snack time routine – lines up for washing hands, go get snack bag, eat, put snack bag away 	<ul style="list-style-type: none"> • Follows group instructions




	(20 min)		<ul style="list-style-type: none"> Learners will sit together at a table 	<ul style="list-style-type: none"> Waits for turns Stays with the Group Participate in group activities
6	2:15-2:25 pm (10 min)	<p>Circle Time 2</p> 	<ul style="list-style-type: none"> Relaxation Learners will pick a space in the room and lie down. A song about animals will be played. 	<ul style="list-style-type: none"> Follows group rules Stays with the group Follows group instructions Participates in group activities
7	2:25-2:30 pm (5 min)	<p>Dismissal</p> 	<ul style="list-style-type: none"> Learners will line up in front of the door Learners place a token to the token board on exit Dismiss one learner at a time 	<ul style="list-style-type: none"> Follows group rules
X	2:30-2:45 pm	<p>Clean Up</p>	<p>Staff Task</p> <ul style="list-style-type: none"> Put all the materials (toys/visuals/any supplies used) back Clean up the room Complete Performance Rating report for each learner Complete “Home and Class Notes” Staff meeting and communication 	NA






Music Class - Lesson Plan






<u>Class:</u>		#2	<u>Date:</u>	September 14, 2019	<u>Staff:</u>
<u>Guests:</u>			<u>Planned Absence:</u>	none	<u>Learners</u>
<u>Special Notes:</u> Body Parts					
Block	Time	Schedule	Activities	Learning Goals	
0	12:45- 1:00 pm (15 min)	 Arrival	<ul style="list-style-type: none"> • Staff meeting and set up • Prepare group schedule (visual schedule) • Token board/ group rule visuals ready • Set up an activity for the learners 	NA	
1	1:00- 1:15 pm (15 min)	Activity 	<ul style="list-style-type: none"> • Prepare one simple (music themed) activity (e.g., colouring sheets, crafts, sticker activity, etc.) • Learners will start assigned activity as they arrive 	Settles in Follows group rules Stays with the group	
2	1:15- 1:25 pm (10 min)	Circle Time 1 	<ul style="list-style-type: none"> • Attendance • Music class rules • Show schedule • Show the token board and back up reinforcers • Learners will sing the “welcome song”. • Learners will take turns saying their names and waving “hello” to others, while listening to one another. • Learners will learn to sing the “body parts” song and will touch the correct body part when the leader says it out loud. 	Follows group rules Stays with the group Follows group instructions Participate in group activities Listens to others and waits for turns <u>Rules:</u> 1.Touch instruments only when told to do so 2. Be friendly and play together	

				<p>3. Follow group instructions</p> <p>4. Stay with the group</p> <p>5. Take turns</p>
3	<p>1:25-1:35 pm</p> <p>(10 min)</p>	<p>Free Play</p> 	<ul style="list-style-type: none"> Different games and instruments will be placed in the room 	<p>Follows group rules</p> <p>Reference others</p>
4	<p>1:35-1:55 pm</p> <p>(20 min)</p>	<p>Group Activity</p> 	<ul style="list-style-type: none"> Music choice board A choice board with different songs will be introduced Learners will take turns and pick a song from the board. The song will be played and sang with everyone, learning different movements. ("Itsy Bitsy Spider", "The wheels on the bus", "ABC", "Hallelujah - especially for ST etc). Musical movement break - musical chairs 	<p>Follows group rules</p> <p>Follows group instructions</p> <p>Participates in group activities</p> <p>Plays group games with peers</p> <p>References others</p> <p>Imitates peers</p>
5	<p>1:55-2:15pm</p> <p>(20 min)</p>	<p>Snack Time</p> 	<ul style="list-style-type: none"> Snack time routine – lineup for washing hands, go get snack bag, eat, put snack bag away Learners will sit together at a table 	<p>Follows group rules</p> <p>Participate in group activities</p>
6	<p>2:15-2:25 pm</p> <p>(10 min)</p>	<p>Circle Time 2</p> 	<ul style="list-style-type: none"> Relaxation Learners will pick a space in the room and lie down. A song about body parts will be played. Learners will touch the correct body part upon hearing its name. 	<p>Follows group rules</p> <p>Stays with the group</p> <p>Follows group instructions</p> <p>Participates in group activities</p> <p>Listens to others and waits for turns</p>
7	<p>2:25-2:30 pm</p> <p>(5 min)</p>	<p>Home time</p> 	<ul style="list-style-type: none"> Learners will look at the token board and get a reinforcement. (From BI/class leader). 	<p>Follows group rules</p>




Music Class – Lesson Plan







Class: #1		Staff: Noa		Learners:	
Date: July 6th, 2021		Topic: Creating music Instruments			
Special Notes:					
Block	Time	Schedule	Activities	Learning Goals	
0	9:15-9:30	Arrival	<ul style="list-style-type: none"> • Prepare group schedule (visual schedule) • Token board/ group rule visuals ready • Set up an activity for the learners 		
	(15 min)				
1	9:30-9:45	Activity	<ul style="list-style-type: none"> • Learners will colour simple instruments on papers • Learners will start assigned activity as they arrive 	<ul style="list-style-type: none"> • Settle in • Follows group rules • Stay with the group 	
	(15 min)				
2	9:45-10:00	Circle Time 1	<ul style="list-style-type: none"> • Attendance • Music class rules • Show schedule • Show the token board and back up reinforcers • Learners learn the “welcome song”. • Learners will take turns pointing at their name tags, and waving “hello” to others, while listening to one another. 	<ul style="list-style-type: none"> • Follow group rules • Stay with the group • Follow group instructions • Participate in group activities <p>Rules:</p> <ol style="list-style-type: none"> 1. Touch instruments only when told to do so 2. Be friendly and play together 3. Follow group instructions 4. Stay with the group 5. Take turns 	
	(15 min)				
3	10:00-10:15		<ul style="list-style-type: none"> • Learners will go outside to the playground 	<ul style="list-style-type: none"> • Stay with the group 	




	(15 min)	Break 		
4	10:15-10:20 (5 min)	Transition 	<ul style="list-style-type: none"> Learners will transition back inside and sit on the chairs around the table for the next activity 	<ul style="list-style-type: none"> Transition smoothly Follow instructions Stay with the group
5	10:20-10:40 (20 min)	Art activity 	<ul style="list-style-type: none"> Learners will be shown different materials that make sound The different materials (e.g., boxes, empty milk cartons, empty cheese boxes, bottles), will be placed on the table - each learner will get to choose one material and make an instrument with the provided materials (e.g., rice, beans) When done, instructions to play will be given: “go”, “stop”, “loud”, “quiet”, “fast” and “slow”. Learners can get up and dance with their instruments 	<ul style="list-style-type: none"> Follows group rules Reference others and different objects
6	10:40-11:00 (20 min)	Snack 	<ul style="list-style-type: none"> Snack time routine – lineup for washing hands, go get snack bag, eat, put snack bag away Learners will sit together at a table 	<ul style="list-style-type: none"> Stay with the group
7	11:00-11:15 (15 min)	Break 	<ul style="list-style-type: none"> Learners will go outside to the playground 	<ul style="list-style-type: none"> Stay with the group
8	11:15-11:20	Transition		<ul style="list-style-type: none"> Transition smoothly

	(5 min)		<ul style="list-style-type: none"> Learners will transition back inside and sit on the floor by the piano 	<ul style="list-style-type: none"> Follow instructions Stay with the group
9	11:20-11:40	<p>Group Activity</p> 	<ul style="list-style-type: none"> Music choice board A choice board with different songs will be introduced Learners will take turns and choose a song from the board through picture exchange. The song will be played and sung by Noa, and learners will follow different movements. (“Itsy Bitsy Spider”, “The wheels on the bus”, “ABC”) Older learners can ask for other songs that they like by writing or showing on the iPhone what song they would like to listen to 	<ul style="list-style-type: none"> Follows group rules Follows group instructions Participates in group activities Plays group games with peers Reference others
	(20 min)			
10	11:40-11:50	<p>Circle Time 2</p> 	<ul style="list-style-type: none"> Relaxation Learners will pick a space in the room and lie down. Noa will play the Kalimba and the Tamboa 	<ul style="list-style-type: none"> Follows group rules Stays with the group Follows group instructions Participates in group activities Listens to others and waits for turns
	(10 min)			
11	11:50-12:00	<p>End of Music Time</p> 	<ul style="list-style-type: none"> Learners will look at the token board and get a reinforcement from BI/class leader Goodbye song 	<ul style="list-style-type: none"> Follows group rules Wait patiently for each other’s turn
	(10 min)			
12	12:00-12:15	<p>Clean up</p> 	<p>Noa and available BIs</p> <ul style="list-style-type: none"> Put all the materials back (i.e., piano, toys/visuals/any supplies used) Clean up the room 	
	(15 min)			




Music Class (Non-verbal group) – Lesson Plan







<u>Class:</u> #2		<u>Staff:</u>		<u>Learners:</u>	
<u>Date:</u> July 7th, 2021		<u>Topic:</u> Animals			
<u>Special Notes:</u>					
Block	Time	Schedule	Activities	Learning Goals	
0	9:15-9:30	Arrival	<ul style="list-style-type: none"> • Prepare group schedule (visual schedule) • Token board/ group rule visuals ready • Set up an activity for the learners 		
	(15 min)				
1	9:30-9:45	Meet Learners outside	<ul style="list-style-type: none"> • Learners will all meet at the playground 	<ul style="list-style-type: none"> • Stay with the group 	
	(15 min)				
2	9:45-10:00	Circle Time 1	<ul style="list-style-type: none"> • Attendance • Music class rules • Show schedule • Show the token board and back up reinforcers • Noa sings the “welcome song”. • Learners will follow the instructions (e.g., clap hands, stomp feet, wave) • Cards with animals in the ABC order will be shown and learners can pose like those animals 	<ul style="list-style-type: none"> • Follow group rules • Stay with the group • Follow group instructions • Participate in group activities <p><u>Rules:</u></p> <ol style="list-style-type: none"> 1. Touch instruments only when told to do so 2. Be friendly and play together 3. Follow group instructions 4. Stay with the group 5. Take turns 	
	(15 min)	Outside 			




3	10:00-10:15	Break 	<ul style="list-style-type: none"> Learners will go to the playground 	<ul style="list-style-type: none"> Stay with the group
	(15 min)			
4	10:15-10:20	Transition 	<ul style="list-style-type: none"> Learners will transition inside and sit on the chairs around the table for the next activity 	<ul style="list-style-type: none"> Transition smoothly Follow instructions Stay with the group
	(5 min)			
5	10:20-10:40	Art/Movement Activity 	<ul style="list-style-type: none"> Free composition in pairs- Learners will be provided with different arts and crafts activities in the theme of animals If learners are done earlier, we will play “musical chairs”. 	<ul style="list-style-type: none"> Follows group rules Reference others and different objects
	(20 min)			
6	10:40-11:00	Snack Time 	<ul style="list-style-type: none"> Snack time routine – lineup for washing hands, go get snack bag, eat, put snack bag away Learners will sit together at a table 	<ul style="list-style-type: none"> Stay with the group
	(20 min)			
7	11:00-11:15	Break 	<ul style="list-style-type: none"> Learners will go outside to the playground 	<ul style="list-style-type: none"> Stay with the group
	(15 min)			
8	11:20-11:40	Group Activity outside 	<ul style="list-style-type: none"> Learners will be given colourful scarves Learners will be listening to the “Carnival of the Animals” by Camille Saint-Saëns, and dance as the animals 	<ul style="list-style-type: none"> Expose learners to different music pieces Imitate peers and BIs Stay with the group Follow instructions Improve gross motor skills Improve social interaction with peers
	(20 min)			
9	11:40-11:50		<ul style="list-style-type: none"> Relaxation 	<ul style="list-style-type: none"> Follows group rules

	(10 min)	<p>Circle Time 2 outside</p> 	<ul style="list-style-type: none"> Learners will pick a space in the room and lie down. Noa will play on different instruments 	<ul style="list-style-type: none"> Stays with the group Follows group instructions Participates in group activities Listens to others and waits for turns
10	11:50-12:00 (10 min)	<p>Home Time</p> 	<ul style="list-style-type: none"> Learners will wait at the playground for their families 	
11	12:00-12:15 (15 min)	<p>Clean up</p> 	<p>Noa and available BIs</p> <ul style="list-style-type: none"> Put all the materials back (i.e., piano, toys/visuals/any supplies used) Clean up the room 	




Music Class (Non-verbal group) – Lesson Plan







Class: #3		Staff:		Learners:	
Date: July 7th, 2021		Topic: Colours			
Special Notes:					
Block	Time	Schedule	Activities	Learning Goals	
0	9:15-9:30	Arrival	<ul style="list-style-type: none"> • Prepare group schedule (visual schedule) • Token board/ group rule visuals ready • Set up an activity for the learners 		
	(15 min)				
1	9:30-9:45	Meet Learners outside	<ul style="list-style-type: none"> • Learners will all meet at the playground 	<ul style="list-style-type: none"> • Stay with the group 	
	(15 min)				
2	9:45-10:00	Circle Time 1 Outside	<ul style="list-style-type: none"> • Attendance • Music class rules • Show schedule • Show the token board and back up reinforcers • Noa sings the “welcome song”. • Learners will follow the instructions (e.g., clap hands, stomp feet, wave) • Colour’s song – learners will dance to the music with colourful scarves <p>https://www.youtube.com/watch?v=zxIpA5nF_LY</p>	<ul style="list-style-type: none"> • Follow group rules • Stay with the group • Follow group instructions • Participate in group activities <p>Rules:</p> <ol style="list-style-type: none"> 6. Touch instruments only when told to do so 7. Be friendly and play together 8. Follow group instructions 	
	(15 min)				




				<ul style="list-style-type: none"> 9. Stay with the group 10. Take turns
3	10:00-10:15	Break	<ul style="list-style-type: none"> Learners will go to the playground 	<ul style="list-style-type: none"> Stay with the group
	(15 min)			
4	10:15-10:20	Transition	<ul style="list-style-type: none"> Learners will transition inside and sit on the chairs around the table for the next activity 	<ul style="list-style-type: none"> Transition smoothly Follow instructions Stay with the group
	(5 min)			
5	10:20-10:40	Art/Movement Activity	<ul style="list-style-type: none"> Learners can choose between 2 art activities: <ol style="list-style-type: none"> 1. Gluing colourful pieces of paper as a collage on a blank paper 2. Paint 	<ul style="list-style-type: none"> Follows group rules Reference others and different objects
	(20 min)			
6	10:40-11:00	Snack Time	<ul style="list-style-type: none"> Snack time routine – lineup for washing hands, go get snack bag, eat, put snack bag away Learners will sit together at a table 	<ul style="list-style-type: none"> Stay with the group
	(20 min)			
7	11:00-11:15	Break	<ul style="list-style-type: none"> Learners will go outside to the playground 	<ul style="list-style-type: none"> Stay with the group
	(15 min)			
8	11:20-11:40	Group Activity outside	<ul style="list-style-type: none"> Learners will be given colourful balloons and dance with them outside while listening to songs about colours Learners will play a game with the balloons by following instructions from the leader (e.g., catch the blue balloon, throw, kick) 	<ul style="list-style-type: none"> Expose learners to different music pieces Imitate peers and BIs Stay with the group Follow instructions Improve gross motor skills Improve social interaction with peers
	(20 min)			

<p>9</p>	<p>11:40-11:50 (10 min)</p>	<p>Circle Time 2 outside</p> 	<ul style="list-style-type: none"> • Relaxation • Learners will pick a space and lie down. • Noa will play on different instruments 	<ul style="list-style-type: none"> • Follows group rules • Stays with the group • Follows group instructions • Participates in group activities • Listens to others and waits for turns
<p>10</p>	<p>11:50-12:00 (10 min)</p>	<p>Home Time</p> 	<ul style="list-style-type: none"> • Learners will wait at the playground for their families 	
<p>11</p>	<p>12:00-12:15 (15 min)</p>	<p>Clean up</p> 	<p>Noa and available BIs</p> <ul style="list-style-type: none"> • Put all the materials back (i.e., piano, toys/visuals/any supplies used) • Clean up the room 	

Music Class (Non-verbal group) – Lesson Plan

<u>Class:</u> #4		<u>Staff:</u>		<u>Learners:</u>	
<u>Date:</u> July 13th, 2021		<u>Topic:</u> Community Helpers			
<u>Special Notes:</u>					
Block	Time	Schedule	Activities	Learning Goals	
0	9:15-9:30 (15 min)	Arrival 	<ul style="list-style-type: none"> Prepare group schedule (visual schedule) Token board/ group rule visuals ready Set up an activity for the learners 		
1	9:30-9:45 (15 min)	Meet Learners outside 	<ul style="list-style-type: none"> Learners will all meet at the playground 	<ul style="list-style-type: none"> Stay with the group 	
2	9:45-10:00 (15 min)	Circle Time 1 Outside 	<ul style="list-style-type: none"> Attendance Music class rules Show schedule Show the token board and back up reinforcers Noa sings the “welcome song”. Learners will follow the instructions (e.g., clap hands, stomp feet, wave) Learners will listen to the song “community Helpers” and I will show different cards of ones. 	<ul style="list-style-type: none"> Follow group rules Stay with the group Follow group instructions Participate in group activities <p><u>Rules:</u></p> <ul style="list-style-type: none"> 11. Touch instruments only when told to do so 12. Be friendly and play together 13. Follow group instructions 	

				<ul style="list-style-type: none"> 14. Stay with the group 15. Take turns
3	10:00-10:15	Break	<ul style="list-style-type: none"> Learners will go to the playground 	<ul style="list-style-type: none"> Stay with the group
	(15 min)			
4	10:15-10:20	Transition	<ul style="list-style-type: none"> Learners will transition inside and sit on the chairs around the table for the next activity 	<ul style="list-style-type: none"> Transition smoothly Follow instructions Stay with the group
	(5 min)			
5	10:20-10:40	Art/Movement Activity	<ul style="list-style-type: none"> Learners will get a paper with pictures of different community helpers and will colour them Learners will get a community helper from doll to paint 	<ul style="list-style-type: none"> Follows group rules Reference others and different objects
	(20 min)			
6	10:40-11:00	Snack Time	<ul style="list-style-type: none"> Snack time routine – lineup for washing hands, go get snack bag, eat, put snack bag away Learners will sit together at a table 	<ul style="list-style-type: none"> Stay with the group
	(20 min)			
7	11:00-11:15	Break	<ul style="list-style-type: none"> Learners will go outside to the playground and come back inside 	<ul style="list-style-type: none"> Stay with the group
	(15 min)			
8	11:20-11:40	Group Activity outside	<ul style="list-style-type: none"> Learners will be given different costumes of community helpers and wear them and playing with others If there's more time – we will play musical chairs 	<ul style="list-style-type: none"> Expose learners to different music pieces Imitate peers and BIs Stay with the group Follow instructions Improve gross motor skills Improve social interaction with peers
	(20 min)			




9	11:40-11:50 (10 min)	Circle Time 2 	<ul style="list-style-type: none"> • Learners will get to play with different instruments • Relaxation • Learners will pick a space and lie down. • Noa will play on different instruments 	<ul style="list-style-type: none"> • Follows group rules • Stays with the group • Follows group instructions • Participates in group activities • Listens to others and waits for turns
10	11:50-12:00 (10 min)	Home Time 	<ul style="list-style-type: none"> • Learners will go out to the playground and wait at for their families 	
11	12:00-12:15 (15 min)	Clean up 	Noa and available BIs <ul style="list-style-type: none"> • Put all the materials back (i.e., piano, toys/visuals/any supplies used) • Clean up the room 	







Music Class (Non-verbal group) – Lesson Plan




<u>Class:</u> #5	<u>Staff:</u>	<u>Learners:</u>
-------------------------	----------------------	-------------------------

<u>Date:</u> July 14th, 2021	<u>Topic:</u> Feelings
-------------------------------------	-------------------------------

Special Notes:

Block	Time	Schedule	Activities	Learning Goals
0	9:15-9:30 (15 min)	Arrival 	<ul style="list-style-type: none"> Prepare group schedule (visual schedule) Token board/ group rule visuals ready Set up an activity for the learners 	
1	9:30-9:45 (15 min)	Meet Learners outside 	<ul style="list-style-type: none"> Learners will all meet at the playground 	<ul style="list-style-type: none"> Stay with the group
2	9:45-10:00 (15 min)	Circle Time 1 Outside 	<ul style="list-style-type: none"> Attendance Music class rules Show schedule Show the token board and back up reinforcers Noa sings the “welcome song”. Learners will follow the instructions (e.g., clap hands, stomp feet, wave) Learners will and dance to the song “If you’re happy and you know it” Learners will copy the instructor (e.g., clap, stomp) 	<ul style="list-style-type: none"> Follow group rules Stay with the group Follow group instructions Participate in group activities <p><u>Rules:</u></p> <ol style="list-style-type: none"> 16. Touch instruments only when told to do so 17. Be friendly and play together 18. Follow group instructions 19. Stay with the group 20. Take turns

3	10:00-10:15	Break 	<ul style="list-style-type: none"> Learners will go to the playground 	<ul style="list-style-type: none"> Stay with the group
	(15 min)			
4	10:15-10:20	Transition 	<ul style="list-style-type: none"> Learners will transition inside and sit on the chairs around the table for the next activity 	<ul style="list-style-type: none"> Transition smoothly Follow instructions Stay with the group
	(5 min)			
5	10:20-10:40	Art/Movement Activity 	<ul style="list-style-type: none"> Learners will get a balloon, some flour, eyes, glue and a pen, and will create a squishy happy friend 	<ul style="list-style-type: none"> Follows group rules Reference others and different objects
	(20 min)			
6	10:40-11:00	Snack Time 	<ul style="list-style-type: none"> Snack time routine – lineup for washing hands, go get snack bag, eat, put snack bag away Learners will sit together at a table 	<ul style="list-style-type: none"> Stay with the group
	(20 min)			
7	11:00-11:15	Break 	<ul style="list-style-type: none"> Learners will go outside to the playground and come back inside 	<ul style="list-style-type: none"> Stay with the group
	(15 min)			
8	11:20-11:40	Group Activity outside 	<ul style="list-style-type: none"> Learners will play musical chairs Freeze dance 	<ul style="list-style-type: none"> Expose learners to different music pieces Imitate peers and BIs Stay with the group Follow instructions Improve gross motor skills Improve social interaction with peers
	(20 min)			




9	11:40-11:50 (10 min)	<p>Circle Time 2</p> 	<ul style="list-style-type: none"> • Learners will get to play with different instruments • Relaxation • Learners will pick a space and lie down. • Noa will play on different instruments 	<ul style="list-style-type: none"> • Follows group rules • Stays with the group • Follows group instructions • Participates in group activities • Listens to others and waits for turns
10	11:50-12:00 (10 min)	<p>Home Time</p> 	<ul style="list-style-type: none"> • Learners will go out to the playground and wait at for their families 	
11	12:00-12:15 (15 min)	<p>Clean up</p> 	<p>Noa and available BIs</p> <ul style="list-style-type: none"> • Put all the materials back (i.e., piano, toys/visuals/any supplies used) • Clean up the room 	







Music Class (Non-verbal group) – Lesson Plan




<u>Class:</u> #6	<u>Staff:</u>	<u>Learners:</u>
-------------------------	----------------------	-------------------------

<u>Date:</u> July 14th, 2021	<u>Topic:</u> ABC Letters
-------------------------------------	----------------------------------

Special Notes:

Block	Time	Schedule	Activities	Learning Goals
0	9:15-9:30 (15 min)	Arrival 	<ul style="list-style-type: none"> Prepare group schedule (visual schedule) Token board/ group rule visuals ready Set up an activity for the learners 	
1	9:30-9:45 (15 min)	Meet Learners outside 	<ul style="list-style-type: none"> Learners will all meet at the playground 	<ul style="list-style-type: none"> Stay with the group
2	9:45-10:00 (15 min)	Circle Time 1 Outside 	<ul style="list-style-type: none"> Attendance Music class rules Show schedule Show the token board and back up reinforcers Noa sings the “welcome song”. Learners will follow the instructions (e.g., clap hands, stomp feet, wave) Noa will show the ABC letters and ask questions (e.g., “what starts in the letter A”?) Learners will and dance to the “ABC song” 	<ul style="list-style-type: none"> Follow group rules Stay with the group Follow group instructions Participate in group activities <p><u>Rules:</u></p> <ol style="list-style-type: none"> 21. Touch instruments only when told to do so 22. Be friendly and play together 23. Follow group instructions 24. Stay with the group 25. Take turns

3	10:00-10:15	Break 	<ul style="list-style-type: none"> Learners will go to the playground 	<ul style="list-style-type: none"> Stay with the group
	(15 min)			
4	10:15-10:20	Transition 	<ul style="list-style-type: none"> Learners will transition inside and sit on the chairs around the table for the next activity 	<ul style="list-style-type: none"> Transition smoothly Follow instructions Stay with the group
	(5 min)			
5	10:20-10:40	Art/Movement Activity 	<ul style="list-style-type: none"> Learners will get a pipe cleaners and create their name with the support of the Bis Noa will connect all the letters into one name so that learners can take their art home 	<ul style="list-style-type: none"> Follows group rules Reference others and different objects
	(20 min)			
6	10:40-11:00	Snack Time 	<ul style="list-style-type: none"> Snack time routine – lineup for washing hands, go get snack bag, eat, put snack bag away Learners will sit together at a table 	<ul style="list-style-type: none"> Stay with the group
	(20 min)			
7	11:00-11:15	Split into 2 groups 	<ul style="list-style-type: none"> Each group goes to a different room to play musical chairs When both groups are done, we will meet in the art/music room 	<ul style="list-style-type: none"> Stay with the group Follow instructions
	(15 min)			
8	11:20-11:40	Group Activity Inside 	<ul style="list-style-type: none"> Music choice board A choice board with different songs will be introduced Learners will take turns and choose a song from the board through picture exchange. The song will be played and sung by Noa, and learners will follow different movements. (“Itsy Bitsy Spider”, “The wheels on the bus”, “ABC”) 	<ul style="list-style-type: none"> Expose learners to different music pieces Imitate peers and BIs Stay with the group Follow instructions Improve gross motor skills Improve social interaction with peers
	(20 min)			

			<ul style="list-style-type: none"> • Older learners can ask for other songs that they like by writing or showing on the iPhone what song they would like to listen to • Learners will go out to play at the playground before the last activity 	
9	11:40-11:50 (10 min)	Circle Time 2 	<ul style="list-style-type: none"> • Learners will get to play with different instruments • Relaxation • Learners will pick a space and lie down. • Noa will play on different instruments 	<ul style="list-style-type: none"> • Follows group rules • Stays with the group • Follows group instructions • Participates in group activities • Listens to others and waits for turns
10	11:50-12:00 (10 min)	Home Time 	<ul style="list-style-type: none"> • Learners will go out to the playground and wait at for their families 	
11	12:00-12:15 (15 min)	Clean up 	Noa and available BIs <ul style="list-style-type: none"> • Put all the materials back (i.e., piano, toys/visuals/any supplies used) • Clean up the room 	